

**ABS201 THRU ABS210**

**VOLTAGE RANGE**

**50 to 1000 Volts**

**CURRENT**

**2.0 Ampere**

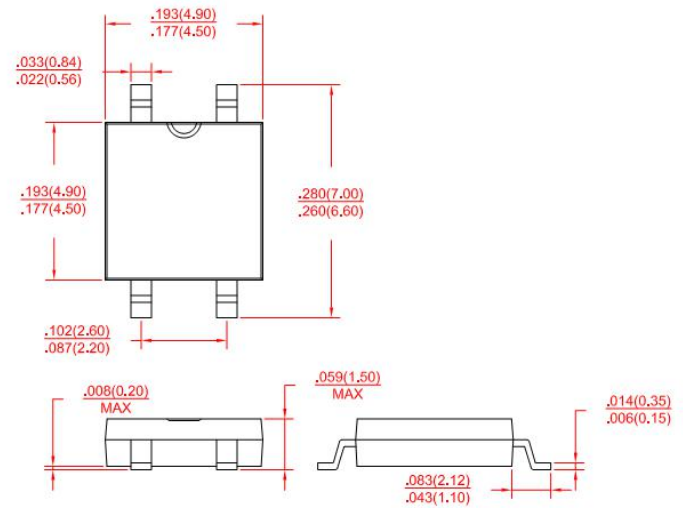
## MINI-DIP

### FEATURES

- Glass passivated chip junction
- Ideal for surface mounted applications
- Low leakage
- High forward surge current capability
- High temperature soldering guaranteed:  
260°C/10 seconds at terminals

### MECHANICAL DATA

- Case: Molded plastic body
- Epoxy: UL94V-0 rate flame retardant
- Polarity: Molded on body
- LeadP: Plated terminals solderable per MIL-STD-202E method 208C
- Weight: 0.003 ounce, 0.1 gram



Dimensions in inches and (millimeters)

### MAXIMUM RATINGS AND ELECTRICAL CHARACTERISTICS

- Ratings at 25°C ambient temperature unless otherwise specified
- Single Phase, half wave, 60Hz, resistive or inductive load
- For capacitive load derate current by 20%

TYPE NUMBER	SYMBOLS	ABS201	ABS202	ABS203	ABS204	ABS206	ABS208	ABS210	UNIT
Maximum Reverse Peak Repetitive Voltage	$V_{RRM}$	50	100	200	400	600	800	1000	Volts
Maximum RMS Voltage	$V_{RMS}$	35	70	140	280	420	560	700	Volts
Maximum DC Blocking Voltage	$V_{DC}$	50	100	200	400	600	800	1000	Volts
Maximum Average Forward Rectified Output Current, 0.06"(1.5mm) lead length at $T_L=100^\circ\text{C}$	$I_{(AV)}$	2.0							Amps
Peak Forward Surge Current 8.3ms single half sine wave superimposed on rated load (JEDEC Method)	$I_{FSM}$	50							Amps
Rating for Fusing ( $t < 8.3\text{ms}$ )	$I^2t$	3.7							$\text{A}^2\text{s}$
Maximum Instantaneous Forward Voltage drop Per Bridge element 2.0A	$V_F$	1.1							Volts
Maximum Reverse Current at rated DC blocking voltage per element	$T_A=25^\circ\text{C}$	5							$\mu\text{Amps}$
	$T_A=125^\circ\text{C}$	120							
Typical Junction Capacitance (NOTE 1)	$C_J$	30							pF
Typical Thermal Resistance (NOTE 2)	$R_{\theta JA}$	65							$^\circ\text{C}/\text{W}$
Operating and Storage Temperature Range	$T_J, T_{STG}$	(-55 to +150)							$^\circ\text{C}$

- Notes:**
1. Measured at 1.0MHz and applied reverse voltage of 4.0 Volts.
  2. Unit mounted on P.C.B. with 0.033"x0.043"(1.00mmx1.30mm) copper pads.



# WEET Technology Company Limited

## Single Phase Bridge Rectifiers

ABS201 THRU ABS210

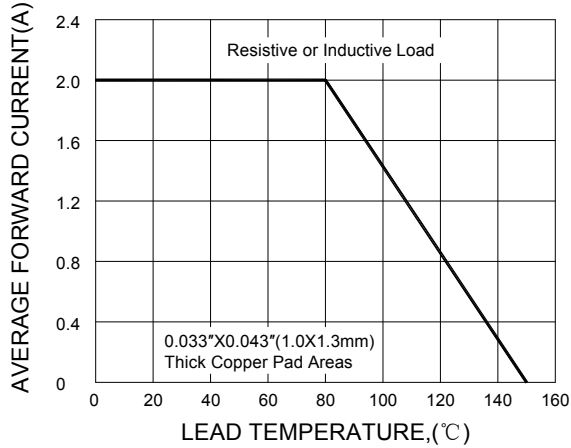
VOLTAGE RANGE

50 to 1000 Volts

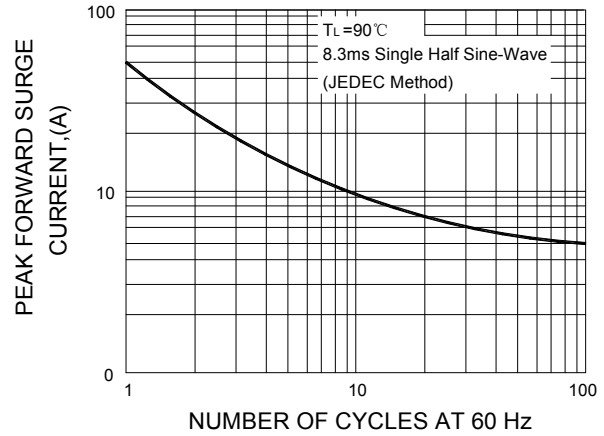
CURRENT

2.0 Ampere

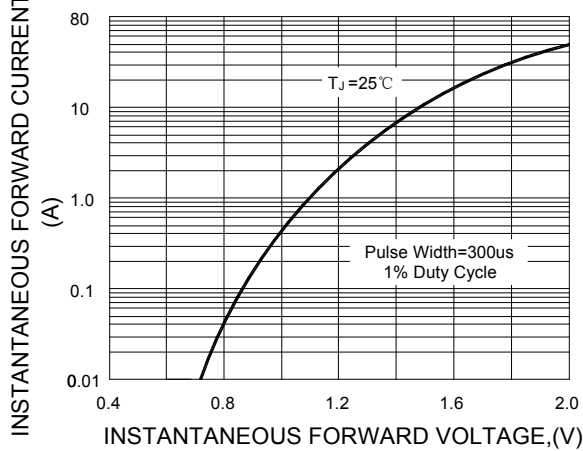
F1G.1-FORWARD CURRENT DERATING CURVE



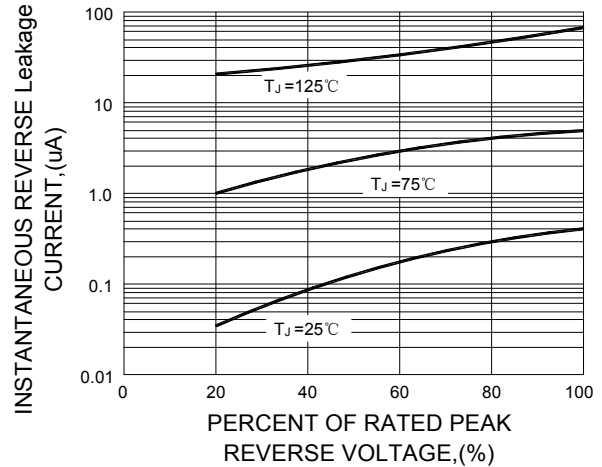
F1G.2-MAXIMUM NON-REPETITIVE PEAK FORWARD SURGE CURRENT



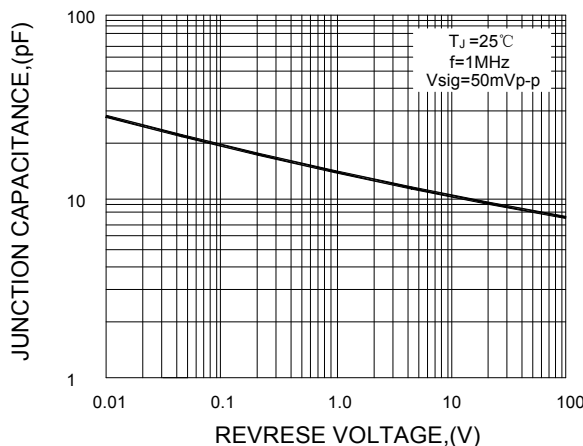
F1G.3-TYPICAL INSTANTANEOUS FORWARD CHARACTERISTICS



F1G.4-TYPICAL REVERSE CHARACTERISTICS



F1G.5-TYPICAL JUNCTION CAPACITANCE



Note: Specifications are subject to change without notice. For more detail and update, please visit our website.