



WEET Technology Company Limited

Ultra-Fast Recovery Rectifiers

ER201 THRU ER206

VOLTAGE RANGE

100 to 600 Volts

CURRENT

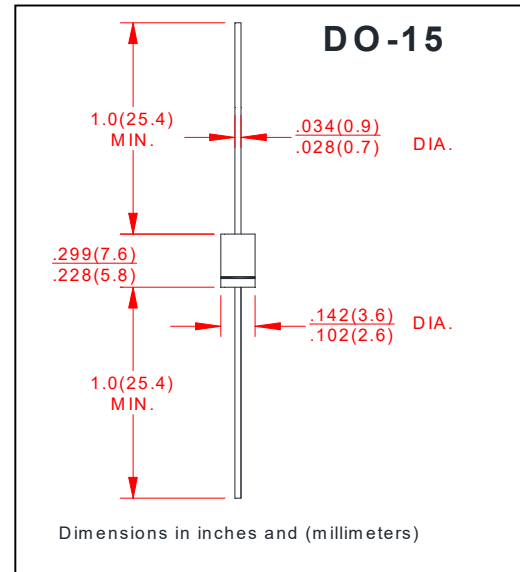
2.0 Ampere

FEATURES

- Super fast speed switching speed
- Low forward voltage drop
- Low leakage current
- High forward surge capability
- High reliability
- High temperature soldering guaranteed
260°C/10 seconds, 0.375"(9.5mm) lead length at 5 lbs(2.3kg) tension

MECHANICAL DATA

- chip size: 55mil(OPEN JUCTION)
- Case: Transfer molded plastic
- Epoxy: UL94V-0 rate flame retardant
- Polarity: Color band denotes cathode end
- Lead: Plated axial lead, solderable per MIL-STD-202E method 208C
- Mounting position: Any



MAXIMUM RATINGS AND ELECTRICAL CHARACTERISTICS

- Ratings at 25°C ambient temperature unless otherwise specified
- Single Phase, half wave, 60Hz, resistive or inductive load
- For capacitive load derate current by 20%

	SYMBOLS	ER201	ER202	ER203	ER204	ER206	UNITS
Maximum Repetitive Peak Reverse Voltage	V_{RRM}	100	200	300	400	600	Volts
Maximum RMS Voltage	V_{RMS}	35	70	210	280	420	Volts
Maximum DC Blocking Voltage	V_{DC}	100	200	300	400	600	Volts
Maximum Average Forward Rectified Current at $T_A=55^\circ\text{C}$	$I_{(AV)}$	2.0					Amps
Peak Forward Surge Current 8.3ms single half sine-wave superimposed on rated load (JEDEC method)	I_{FSM}	60					Amps
Maximum Instantaneous Forward Voltage at 2.0A	V_F	0.95		1.25		1.7	Volts
Maximum DC Reverse Current at Rated DC Blocking Voltage	$T_A = 25^\circ\text{C}$	5.0					μA
	$T_A = 100^\circ\text{C}$	100					
Maximum Reverse Recovery Time(NOTE1)	T_{RR}	35					nS
Typical Junction Capacitance (NOTE 2)	C_J	30			20		pF
Typical TSFmal Resistance (NOTE 3)	$R_{\theta JA}$	50					$^\circ\text{C}/\text{W}$
Operating and Storage Temperature Range	T_J, T_{STG}	-55 to +150					$^\circ\text{C}$

Notes:

- 1.Reverse Recovery Test Conditions: $I_f=0.5\text{A}, I_r=1.0\text{A}, I_{rr}=0.25\text{A}$.
- 2.Measured at 1.0MHz and applied reverse voltage of 4.0 Volts.
- 3.Thermal Resistance From Junction to Ambient at .375"(9.5mm) lead length, P.C. board mounted.



WEET Technology Company Limited

Ultra-Fast Recovery Rectifiers

ER201 THRU ER206

VOLTAGE RANGE	100 to 600 Volts
CURRENT	2.0 Ampere

FIG.1-TYPICAL FORWARD CURRENT DERATING CURVE

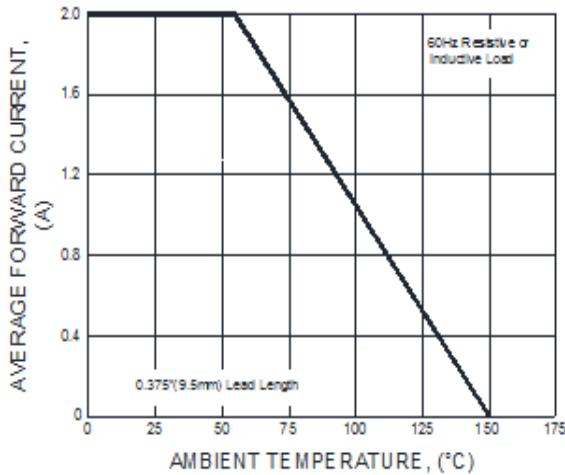


FIG.2-MAXIMUM NON-REPETITIVE PEAK FORWARD SURGE CURRENT

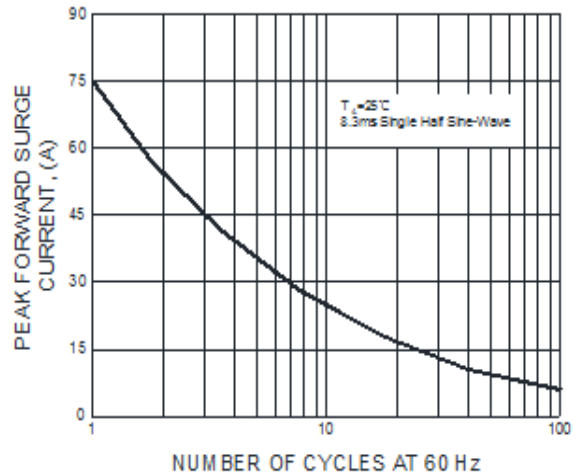


FIG.3-TYPICAL INSTANTANEOUS FORWARD CHARACTERISTICS

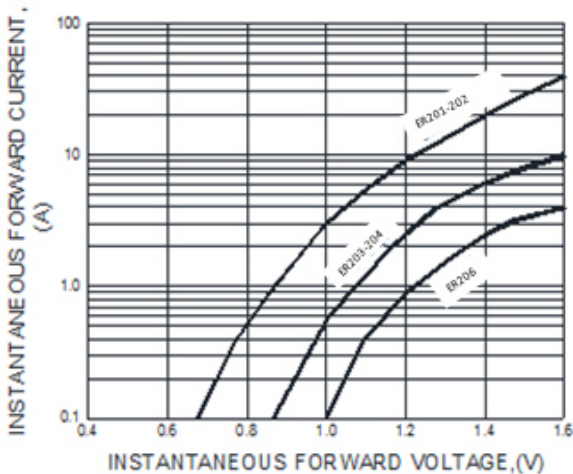


FIG.3-TYPICAL REVERSE CHARACTERISTICS

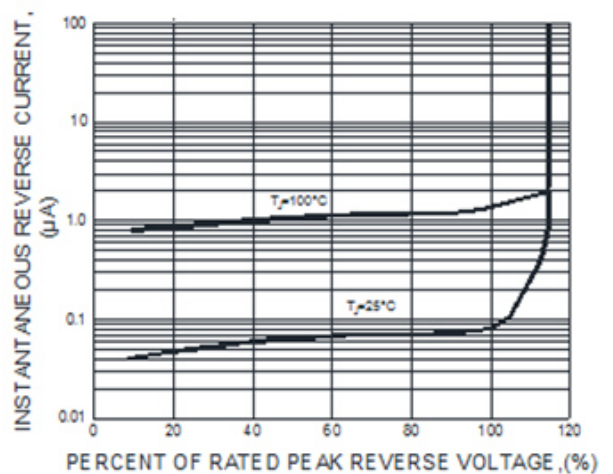


FIG.5-TYPICAL JUNCTION CAPACITANCE

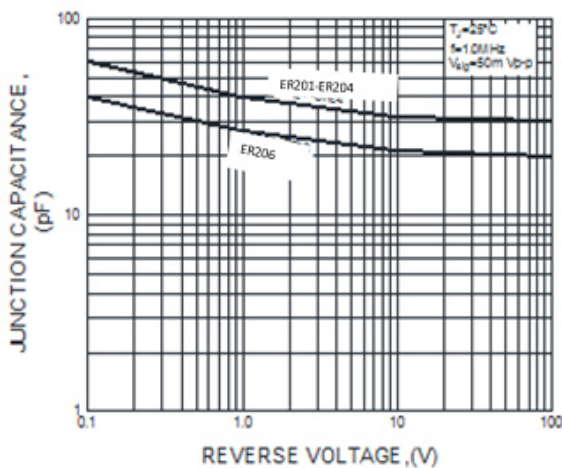
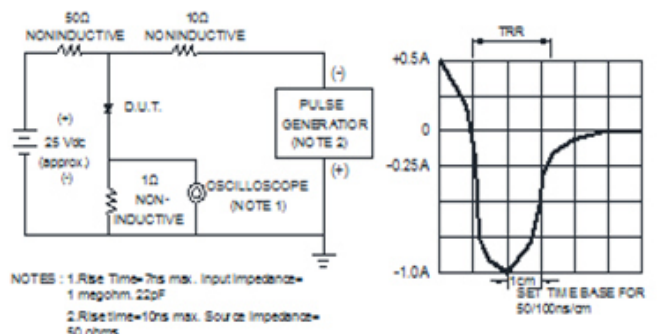


FIG.6-TEST CIRCUIT DIAGRAM AND FORWARD SURGE CURRENT



Note: Specifications are subject to change without notice. For more detail and update, please visit our website.