



# WEET Technology Company Limited

## Schottky Barrier Rectifiers

SR220 THRU SR2100

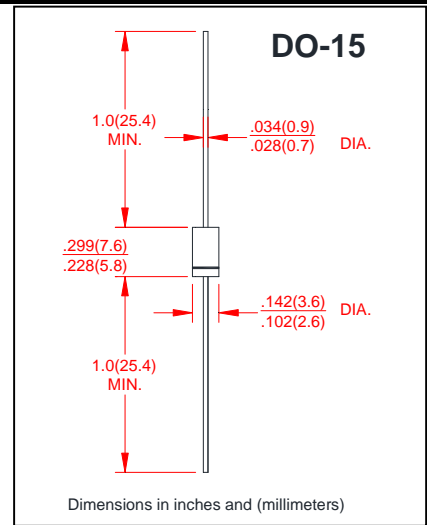
VOLTAGE RANGE 20 to 100 Volts  
CURRENT 2.0 Ampere

### FEATURES

- Low forward voltage drop
- Low leakage current
- High forward surge capability
- High reliability

### MECHANICAL DATA

- Case: Mold plastic
- Epoxy: UL94V-0 rate flame retardant
- Polarity: Indicated by cathode band
- Lead: MIL-STD-202E, Method 208 guaranteed
- Mounting position: Any



### MAXIMUM RATINGS AND ELECTRICAL CHARACTERISTICS

- Ratings at 25°C ambient temperature unless otherwise specified
- Single Phase, half wave, 60Hz, resistive or inductive load
- For capacitive load derate current by 20%

	SYMBOLS	SR220	SR230	SR240	SR250	SR260	SR280	SR2100	UNITS
Maximum Repetitive Peak Reverse Voltage	$V_{RRM}$	20	30	40	50	60	80	100	Volts
Maximum RMS Voltage	$V_{RMS}$	14	21	28	35	42	56	70	Volts
Maximum DC Blocking Voltage	$V_{DC}$	20	30	40	50	60	80	100	Volts
Maximum Average Forward Rectified Current	$I_{(AV)}$	2.0							Amps
Peak Forward Surge Current 8.3mS single half sine-wave superimposed on rated load (JEDEC method)	$I_{FSM}$	50							Amps
Maximum Instantaneous Forward Voltage at 2.0A	$V_F$	0.55		0.70		0.85		Volts	
Maximum DC Reverse Current at Rated DC Blocking Voltage	$T_A = 25^\circ\text{C}$	1.0							mA
	$T_A = 100^\circ\text{C}$	20							
Typical Junction Capacitance (NOTE 1)	$C_J$	110							pF
Typical Thermal Resistance (NOTE 2)	$R_{\theta JA}$	50							$^\circ\text{C}/\text{W}$
Operating Temperature Range	$T_J$	-55 to +125							$^\circ\text{C}$
Storage Temperature Range	$T_{STG}$	-55 to +150							$^\circ\text{C}$

#### Notes:

1. Measured at 1.0MHz and applied reverse voltage of 4.0 Volts.
2. Thermal Resistance from Junction to Ambient at .375"(9.5mm) lead length, P.C. board mounted.



# WEE Technology Company Limited

## Schottky Barrier Rectifiers

SR220 THRU SR2100

VOLTAGE RANGE 20 to 100 Volts  
CURRENT 2.0 Ampere

FIG.1-TYPICAL FORWARD CURRENT DERATING CURVE

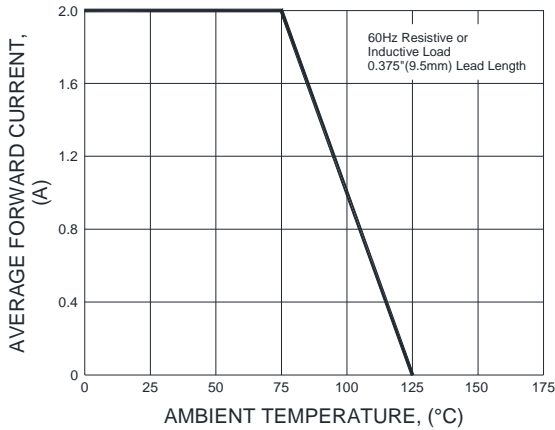


FIG.2-MAXIMUM NON-REPETITIVE PEAK FORWARD SURGE CURRENT

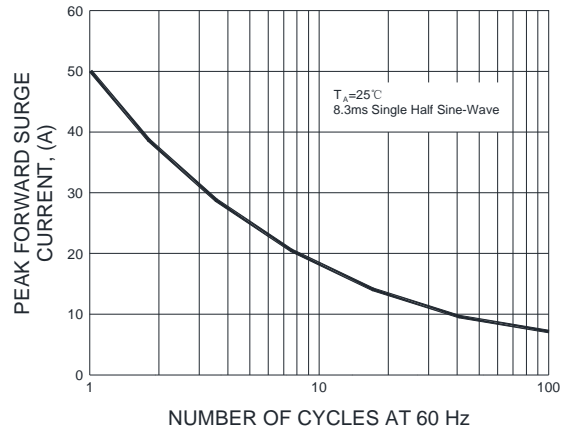


FIG.3-TYPICAL INSTANTANEOUS FORWARD CHARACTERISTICS

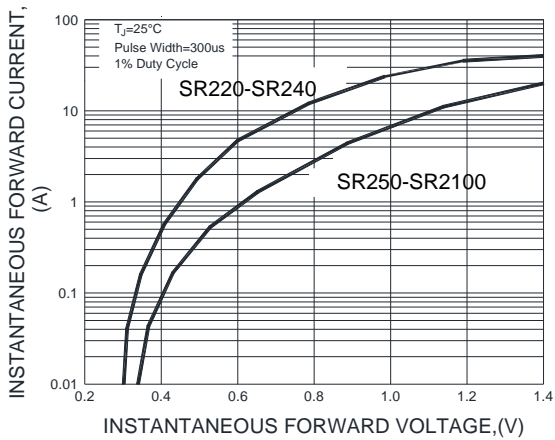
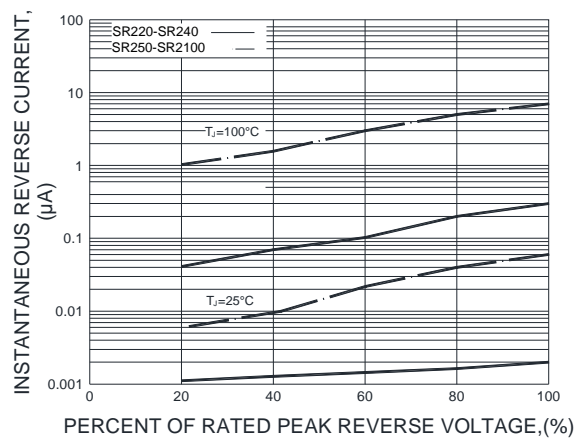


FIG.4-TYPICAL REVERSE CHARACTERISTICS



Note: Specifications are subject to change without notice. For more detail and update, please visit our website.