



WEET Technology Company Limited

FAST RECOVERY RECTIFIER

FR301 THRU FR307

VOLTAGE RANGE

50 to 1000 Volts

CURRENT

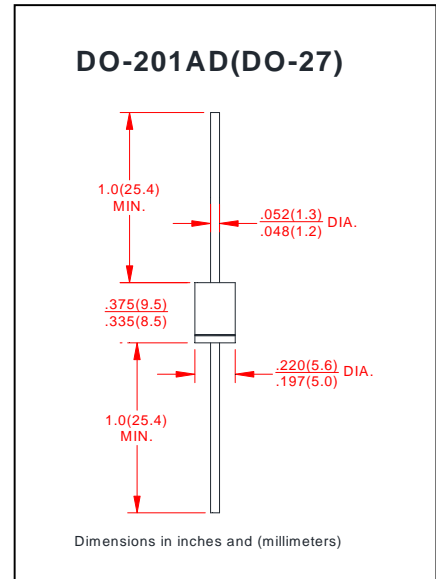
3.0 Ampere

FEATURES

- Fast speed switching
- Low forward voltage drop
- Low leakage current
- High forward surge capability
- High reliability
- High temperature soldering guaranteed
260°C/10 seconds, 0.375" (9.5mm) lead length at 5 lbs (2.3kg) tension

MECHANICAL DATA

- Case: Transfer molded plastic
- Epoxy: UL94V-0 rate flame retardant
- Polarity: Color band denotes cathode end
- Lead: Plated axial lead, solderable per MIL-STD-202E method 208C
- Mounting position: Any



MAXIMUM RATINGS AND ELECTRICAL CHARACTERISTICS

- Ratings at 25°C ambient temperature unless otherwise specified
- Single Phase, half wave, 60Hz, resistive or inductive load
- For capacitive load derate current by 20%

	SYMBOLS	FR 301	FR 302	FR 303	FR 304	FR 305	FR 306	FR 307	UNITS	
Maximum Repetitive Peak Reverse Voltage	V_{RRM}	50	100	200	400	600	800	1000	Volts	
Maximum RMS Voltage	V_{RMS}	35	70	140	280	420	560	700	Volts	
Maximum DC Blocking Voltage	V_{DC}	50	100	200	400	600	800	1000	Volts	
Maximum Average Forward Rectified Current at $T_A=55^\circ\text{C}$	$I_{(AV)}$	3.0							Amps	
Peak Forward Surge Current 8.3ms single half sine-wave superimposed on rated load (JEDEC method)	I_{FSM}	150							Amps	
Maximum Instantaneous Forward Voltage at 3.0A	V_F	1.3							Volts	
Maximum DC Reverse Current at Rated DC Blocking Voltage	$T_A = 25^\circ\text{C}$	I_R							5.0	μA
	$T_A = 100^\circ\text{C}$								100	
Maximum Reverse Recovery Time (NOTE 1)	T_{RR}	150			250	500	nS			
Typical Junction Capacitance (NOTE 2)	C_J	60							pF	
Typical TSFmal Resistance (NOTE 3)	$R_{\theta JA}$	40							$^\circ\text{C}/\text{W}$	
Operating and Storage Temperature Range	T_J, T_{STG}	-55 to +150							$^\circ\text{C}$	

Notes:

1. Reverse Recovery Test Conditions: $I_F=0.5\text{A}$, $I_R=1.0\text{A}$, $I_{RR}=0.25\text{A}$.
2. Measured at 1.0MHz and applied reverse voltage of 4.0 Volts.
3. Thermal Resistance From Junction to Ambient at .375" (9.5mm) lead length, P.C. board mounted.



WEET Technology Company Limited

FAST RECOVERY RECTIFIER

FR301 THRU FR307

VOLTAGE RANGE 50 to 1000 Volts
CURRENT 3.0 Ampere

FIG.1-TYPICAL FORWARD CURRENT DERATING CURVE

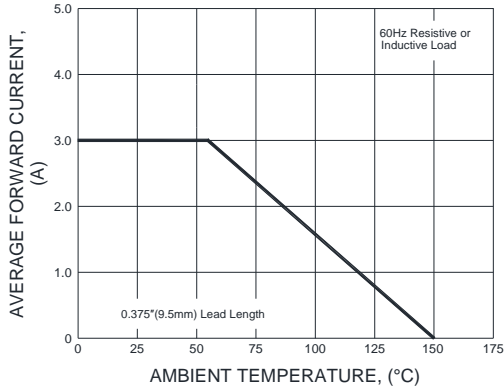


FIG.2-MAXIMUM NON-REPETITIVE PEAK FORWARD SURGE CURRENT

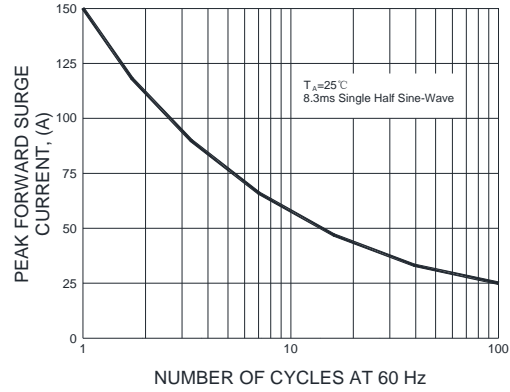


FIG.3-TYPICAL INSTANTANEOUS FORWARD CHARACTERISTICS

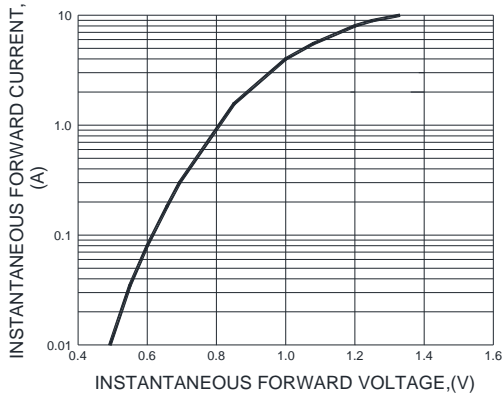


FIG.3-TYPICAL REVERSE CHARACTERISTICS

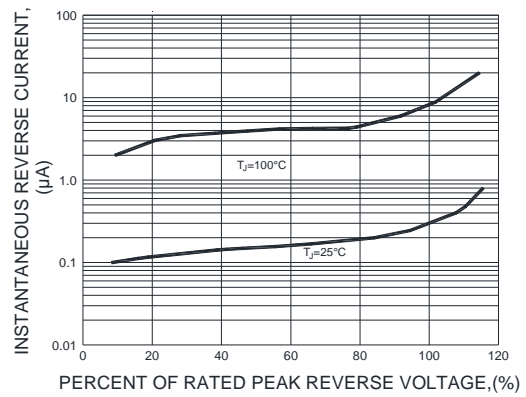


FIG.5-TYPICAL JUNCTION CAPACITANCE

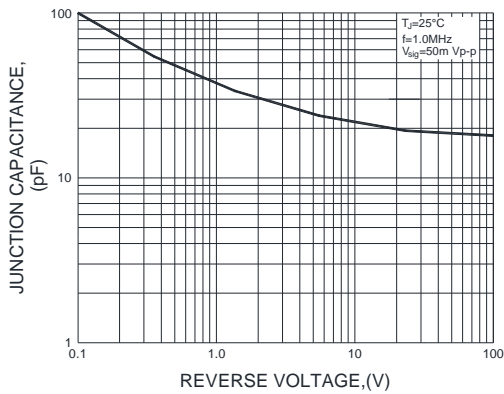
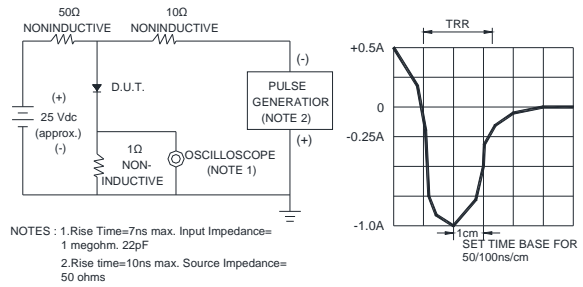


FIG.6-TEST CIRCUIT DIAGRAM AND FORWARD SURGE CURRENT



Note: Specifications are subject to change without notice. For more detail and update, please visit our website.