



WEET Technology Company Limited

Schottky Barrier Rectifiers

SB220 THRU SB2100

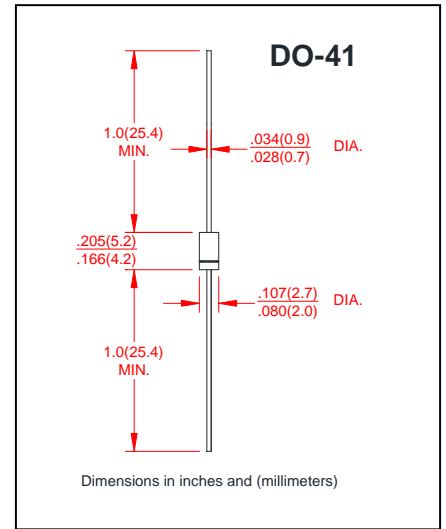
VOLTAGE RANGE 20 to 100 Volts
CURRENT 2.0 Ampere

FEATURES

- Low forward voltage drop
- Low leakage current
- High forward surge capability
- High reliability

MECHANICAL DATA

- Case: Mold plastic
- Epoxy: UL94V-0 rate flame retardant
- Polarity: Indicated by cathode band
- Lead: MIL-STD-202E, Method 208 guaranteed
- Mounting position: Any



MAXIMUM RATINGS AND ELECTRICAL CHARACTERISTICS

- Ratings at 25°C ambient temperature unless otherwise specified
- Single Phase, half wave, 60Hz, resistive or inductive load
- For capacitive load derate current by 20%

	SYMBOLS	SB220	SB230	SB240	SB250	SB260	SB220	SB2100	UNITS
Maximum Repetitive Peak Reverse Voltage	V_{RRM}	20	30	40	50	60	80	100	Volts
Maximum RMS Voltage	V_{RMS}	14	21	28	35	42	56	70	Volts
Maximum DC Blocking Voltage	V_{DC}	20	30	40	50	60	80	100	Volts
Maximum Average Forward Rectified Current	$I_{(AV)}$	2.0							Amps
Peak Forward Surge Current 8.3mS single half sine-wave superimposed on rated load (JEDEC method)	I_{FSM}	50							Amps
Maximum Instantaneous Forward Voltage at 2.0A	V_F	0.55		0.70		0.85		Volts	
Maximum DC Reverse Current at Rated DC Blocking Voltage	$T_A = 25^\circ\text{C}$	1.0							mA
	$T_A = 100^\circ\text{C}$	20							
Typical Junction Capacitance (NOTE 1)	C_J	110							pF
Typical Thermal Resistance (NOTE 2)	$R_{\theta JA}$	50							$^\circ\text{C}/\text{W}$
Operating Temperature Range	$T_{J,}$	-55 to +125							$^\circ\text{C}$
Storage Temperature Range	T_{STG}	-55 to +150							$^\circ\text{C}$

Notes:

1. Measured at 1.0MHz and applied reverse voltage of 4.0 Volts.
2. Thermal Resistance from Junction to Ambient at .375"(9.5mm) lead length, P.C. board mounted.



WEE Technology Company Limited

Schottky Barrier Rectifiers

SB220 THRU SBR2100

VOLTAGE RANGE 20 to 100 Volts
CURRENT 2.0 Ampere

FIG.1-TYPICAL FORWARD CURRENT DERATING CURVE

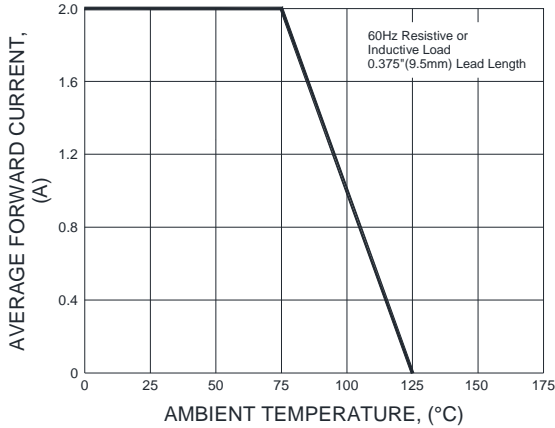


FIG.2-MAXIMUM NON-REPETITIVE PEAK FORWARD SURGE CURRENT

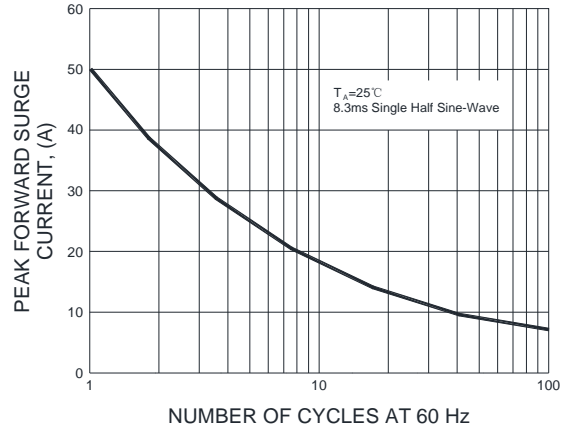


FIG.3-TYPICAL INSTANTANEOUS FORWARD CHARACTERISTICS

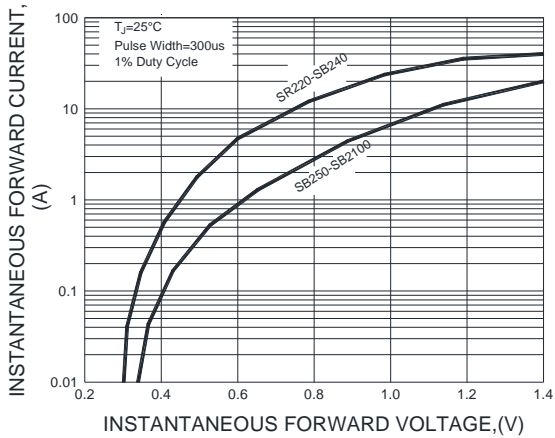
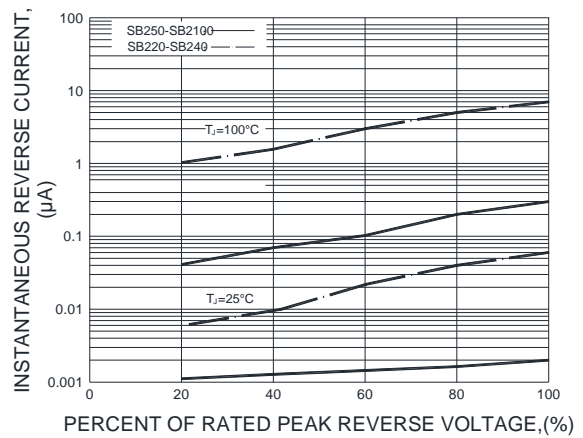


FIG.4-TYPICAL REVERSE CHARACTERISTICS



Note: Specifications are subject to change without notice. For more detail and update, please visit our website.