



# WEET Technology Company Limited

## Schottky Barrier Rectifiers

SS52F THRU SS5200F

VOLTAGE RANGE 20 to 200 Volts  
CURRENT 5.0 Ampere

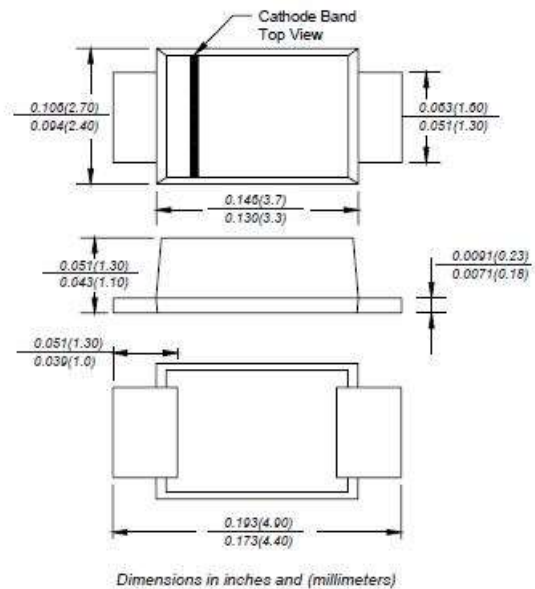
### FEATURES

- The plastic package carries Underwriters Laboratory Flammability Classification 94V-0
- For surface mounted applications
- Metal silicon junction, majority carrier conduction
- Low power loss, high efficiency
- Built-in strain relief, ideal for automated placement
- High forward surge current capability
- High temperature soldering guaranteed: 260 C/10 seconds at terminals

### MECHANICAL DATA

- Case: SMAF molded plastic body
- Epoxy: UL 94V-0 rate flame retardant
- Lead: Solder plated, solderable per MIL-STD-750 method 2026
- Polarity: Color band denotes cathode end
- Weight: 0.0018 ounce, 0.064 grams

### SMAF



### MAXIMUM RATINGS AND ELECTRICAL CHARACTERISTICS

- Ratings at 25°C ambient temperature unless otherwise specified.
- Single phase, half wave, 60Hz, resistive or inductive load., For capacitive load derate current by 20%.

TYPE NUMBER	SYMBOLS	SS52F	SS53F	SS54F	SS55F	SS56F	SS58F	SS510F	SS5150F	SS5200F	UNIT	
Maximum Repetitive Peak Reverse Voltage	$V_{RRM}$	20	30	40	50	60	80	100	150	200	Volts	
Maximum RMS Voltage	$V_{RMS}$	14	21	28	35	42	56	70	105	140	Volts	
Maximum DC Blocking Voltage	$V_{DC}$	20	30	40	50	60	80	100	150	200	Volts	
Maximum Average Forward Rectified Current at $T_L$ see figure.1	$I_{(AV)}$	5									Amps	
Peak Forward Surge Current 8.3ms single half sine-wave superimposed on rated load (JEDEC method)	$I_{FSM}$	150									Amps	
Maximum Instantaneous Forward Voltage @ 5.0A(Note1)	$V_F$	0.55			0.70		0.85			0.95	Volts	
Maximum DC Reverse Current at rated DC Blocking Voltage per element	$T_A = 25^\circ C$	0.5						0.2			mA	
	$T_A = 100^\circ C$	20				10		2				
Typical junction capacitance (NOTE 1)	$C_J$	200									pF	
Typical thermal resistance (NOTE 2)	$R_{\theta JA}$	50									°C/W	
Operating Junction Temperature	$T_J$	(-55 to +125)					(-55 to +150)					°C
Storage Temperature Range	$T_{STG}$	(-55 to +150)									°C	

#### Notes:

1. Measured at 1MHz and applied reverse voltage of 4.0V D.C.
2. P.C.B. mounted with 0.2x0.2"(5.0x5.0mm) copper pad areas

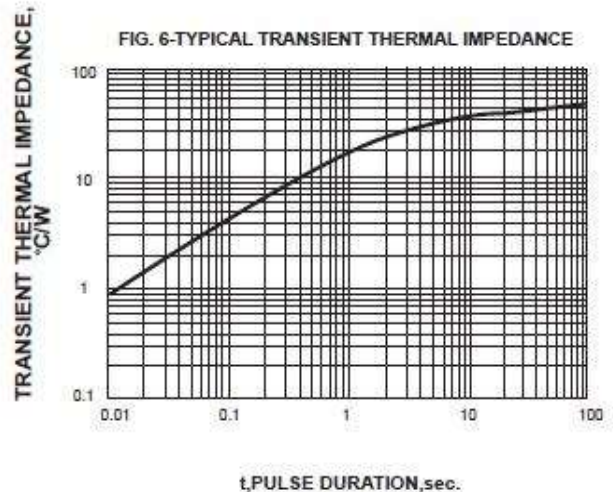
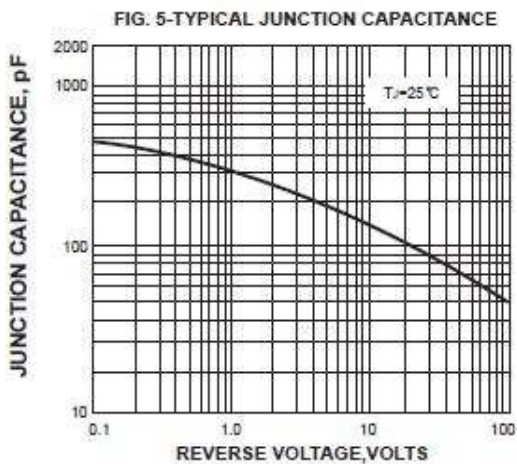
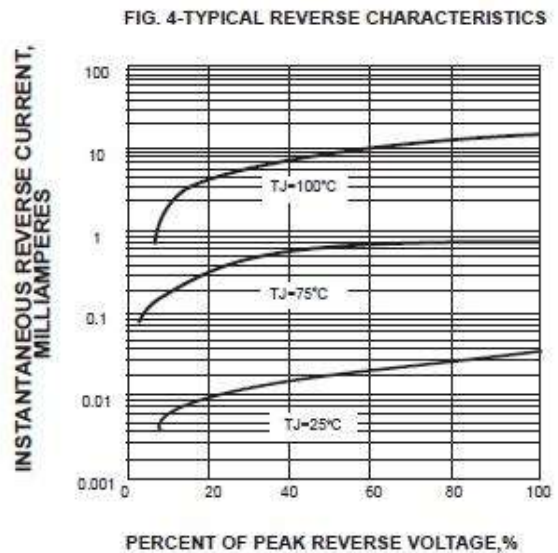
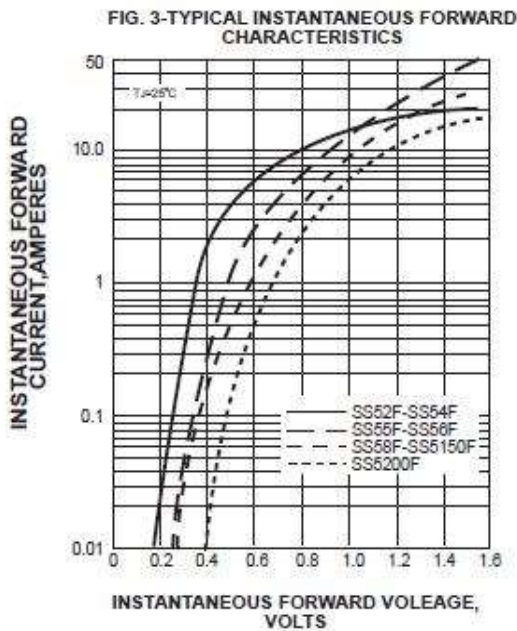
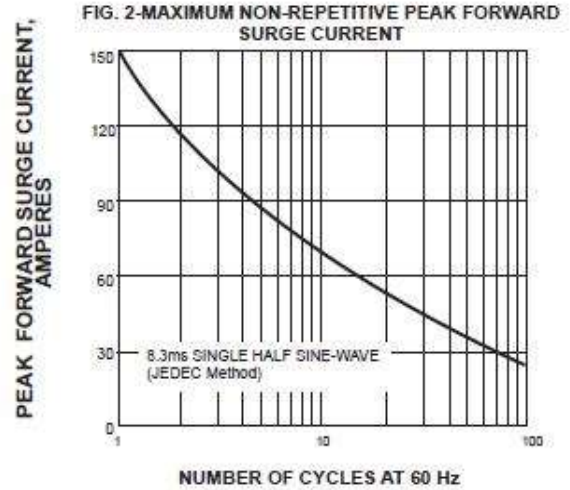
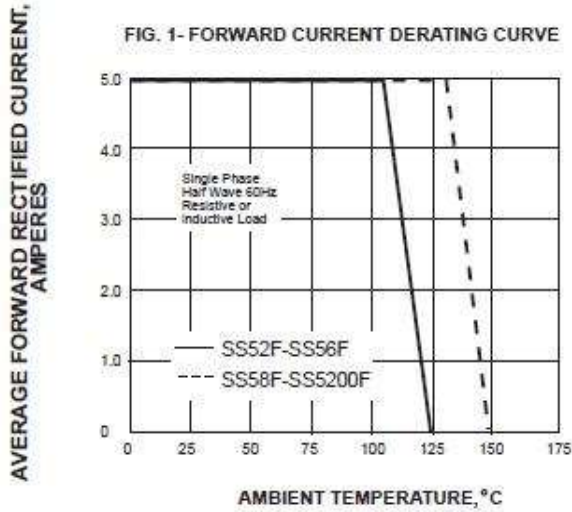


# WEE Technology Company Limited

## Schottky Barrier Rectifiers

SS52F THRU SS5200F

VOLTAGE RANGE 20 to 200 Volts  
CURRENT 5.0 Ampere



Note: Specifications are subject to change without notice. For more detail and update, please visit our website.