



WEET Technology Company Limited

Schottky Barrier Rectifiers

SS22 THRU SS210

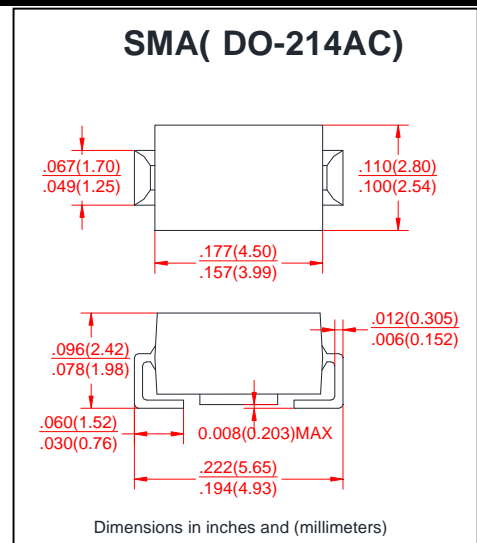
VOLTAGE RANGE 20 to 100 Volts
CURRENT 2.0 Ampere

FEATURES

- Low forward voltage drop
- Low leakage current
- High forward surge capability

MECHANICAL DATA

- Case: SMA-J mold plastic
- Epoxy: UL94V-0 rate flame retardant
- Polarity: Indicated by cathode band
- Lead: Solder plated, solderable per MIL-STD-750 method 2026
- Mounting position: Any



MAXIMUM RATINGS AND ELECTRICAL CHARACTERISTICS

- Ratings at 25°C ambient temperature unless otherwise specified
- Single Phase, half wave, 60Hz, resistive or inductive load
- For capacitive load derate current by 20%

	SYMBOLS	SS22	SS23	SS24	SS25	SS26	SS28	SS210	UNITS
Maximum Repetitive Peak Reverse Voltage	V_{RRM}	20	30	40	50	60	80	100	Volts
Maximum RMS Voltage	V_{RMS}	14	21	28	35	42	56	70	Volts
Maximum DC Blocking Voltage	V_{DC}	20	30	40	50	60	80	100	Volts
Maximum Average Forward Rectified Current	$I_{(AV)}$	2.0							Amps
Peak Forward Surge Current 8.3mS single half sine-wave superimposed on rated load (JEDEC method)	I_{FSM}	50							Amps
Maximum Instantaneous Forward Voltage at 2.0A	V_F	0.55			0.70		0.85		Volts
Maximum DC Reverse Current at Rated DC Blocking Voltage	$T_A = 25^\circ\text{C}$	0.5							mA
	$T_A = 100^\circ\text{C}$	20							
Typical Thermal Resistance (NOTE 1)	$R_{\theta JA}$	88							°C/W
Operating Temperature Range	T_J	-55 to +125							°C
Storage Temperature Range	T_{STG}	-55 to +150							°C

Notes:

1. Thermal Resistance from Junction to Ambient at $5.0 \times 5.0\text{mm}^2$ copper pad areas.



WEE Technology Company Limited Schotkey Barrier Rectifiers

SS22 THRU SS210

VOLTAGE RANGE 20 to 100 Volts
CURRENT 2.0 Ampere

FIG.1-TYPICAL FORWARD CURRENT DERATING CURVE

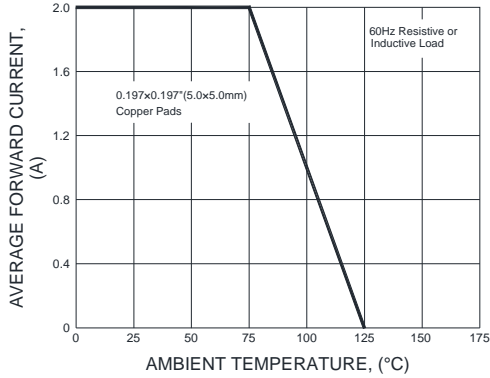


FIG.2-MAXIMUM NON-REPETITIVE PEAK FORWARD SURGE CURRENT

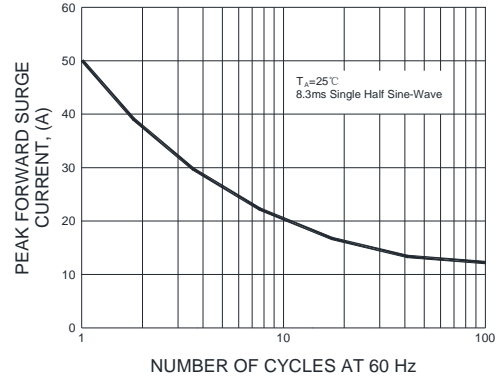


FIG.3-TYPICAL INSTANTANEOUS FORWARD CHARACTERISTICS

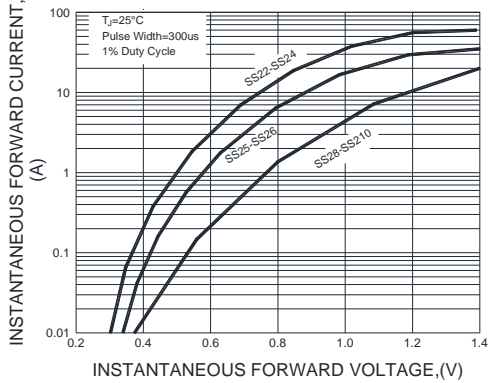


FIG.4-TYPICAL REVERSE CHARACTERISTICS

