



# WEET Technology Company Limited

## General Purpose Rectifiers

**GS2A THRU GS2M**

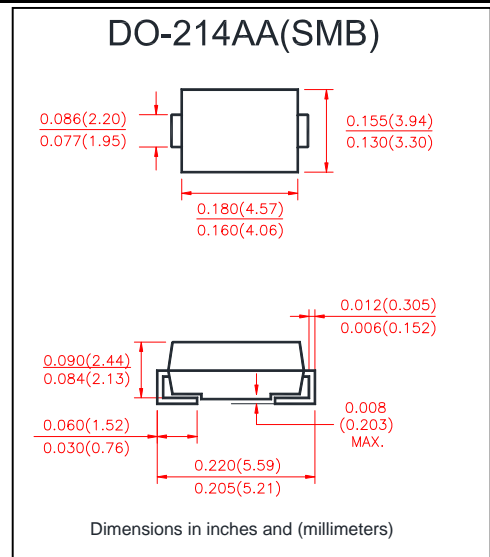
**VOLTAGE RANGE** 50 to 1000 Volts  
**CURRENT** 2.0 Ampere

### FEATURES

- Plastic package has underwrites laboratory flammability Classification 94V-0
- For surface mounted applications
- Low profile package
- Built-in strain relief, ideal for automated placement
- Glass Passivated chip junction
- High temperature soldering guaranteed  
250°C/10 second at terminals

### MECHANICAL DATA

- Case: JEDED DO-214AA molded plastic over glass passivated chip
- Terminals: Solder plated, Solderable per MIL-STD-750, method 2026
- Polarity: Color band denotes cathode end



### MAXIMUM RATINGS AND ELECTRICAL CHARACTERISTICS

- Ratings at 25°C ambient temperature unless otherwise specified

### MAXIMUM RATINGS & THERMAL CHARACTERISTICS

	SYMBOLS	GS2A	GS2B	GS2D	GS2G	GS2J	GS2K	GS2M	UNITS
Maximum Repetitive Peak Reverse Voltage	$V_{RRM}$	50	100	200	400	600	800	1000	Volts
Maximum RMS Voltage	$V_{RMS}$	35	70	140	280	420	560	700	Volts
Maximum DC Blocking Voltage	$V_{DC}$	50	100	200	400	600	800	1000	Volts
Maximum Average Forward Rectified Current at $T_L=100^\circ\text{C}$	$I_{F(AV)}$	2.0							Amps
Peak Forward Surge Current 8.3ms single half sine wave superimposed on rated load (JEDEC method) $T_L=100^\circ\text{C}$	$I_{FSM}$	50							Amps
Typical Thermal Resistance (NOTE 1)	$R_{\theta JA}$	53							°C/W
	$R_{\theta JL}$	16							
Operating and Storage Temperature Range	$T_J, T_{STG}$	-55 to +150							°C

### ELECTRICAL CHARACTERISTICS

	SYMBOLS	GS2A	GS2B	GS2D	GS2G	GS2J	GS2K	GS2M	UNITS	
Maximum Instantaneous Forward Voltage at 1.5A	$V_F$	1.15							Volts	
Maximum DC Reverse Current at rated DC Blocking Voltage	$T_A = 25^\circ\text{C}$	$I_R$	5.0							μA
	$T_A = 125^\circ\text{C}$		125							
Typical Reverse Recovery Time at $I_F=0.5\text{A}, I_R=1.0\text{A}, I_{RR}=0.25\text{A}$ ,	$T_{rr}$	2.0							μs	
Typical junction capacitance at 4.0V, 1MHz	$C_J$	30							pF	

#### Notes:

1. Thermal resistance from Junction to ambient and from junction to lead mounted on P.C.B. with 0.3×0.3" (8.0 × 8.0mm) copper pad areas.



# WEET Technology Company Limited

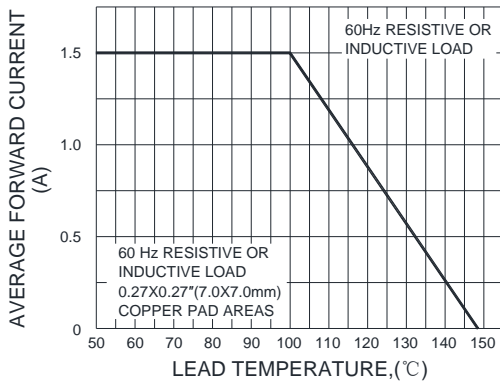
## General Purpose Rectifiers

GS2A THRU GS2M

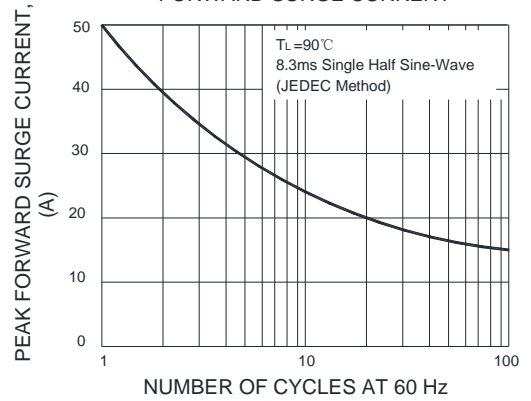
VOLTAGE RANGE 50 to 1000 Volts  
CURRENT 2.0 Ampere

### RATINGS AND CHARACTERISTIC CURVES

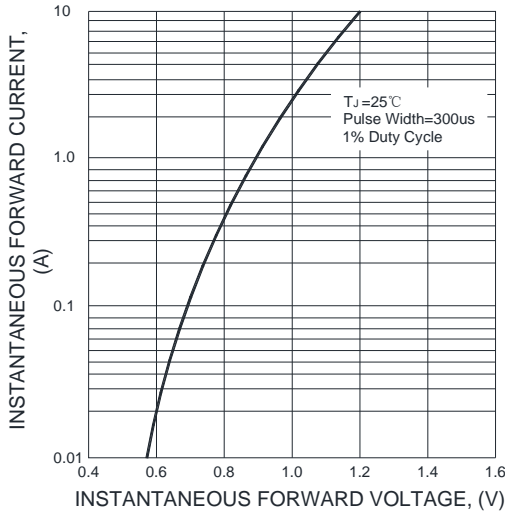
F1G.1-FORWARD CURRENT DERATING CURVE



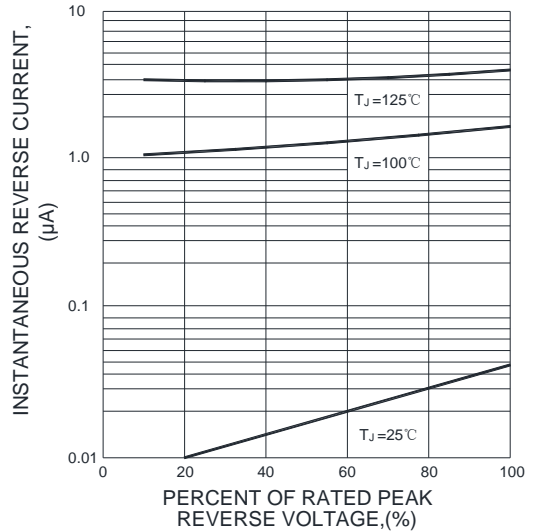
F1G.2-MAXIMUM NON-REPETITIVE PEAK FORWARD SURGE CURRENT



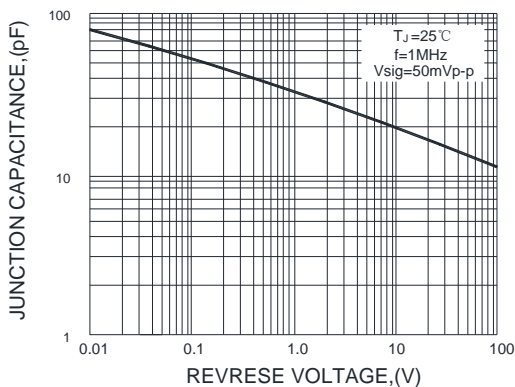
F1G.3-TYPICAL INSTANTANEOUS FORWARD CHARACTERISTICS



F1G.4-TYPICAL REVERSE CHARACTERISTICS



F1G.5-TYPICAL JUNCTION CAPACITANCE



Note: Specifications are subject to change without notice. For more detail and update, please visit our website.